



- L1 Ruby Tuesday – Rolling Stones
- L2 Barbara Ann – Beach Boys
- L3 Bubbly – Colbie Caillat
- L4 Don't Know Why – Nora Jones
- L5 Eternal Flame – The Bangles (Atomic Kitten)
- L6 Follow Me – Uncle Cracker
- L7 Day Tripper – Beatles
- L8 Don't Tell Me – Amy MacDonald
- L9 I Don't Know How To Love Him – Jesus Christ Superstar

1 Em Em/D C D G
She would never say where she came from
Em Em/D C G D
Yesterday don't matter if it's done
Em A D
while the sun is bright
Em A D
or in the darkest night

 G D
no one knows, she comes and goes

Chorus

 G D G
Good-bye, Ruby Tuesday.
 G D G
Who could hang a name on you
 G D F C
When you change with ev'ry new day
 D G D
Still I gonna miss you

2 Don't question why she needs to be so free
She tell you it's the only way to be
she just can't be chained
to a life where nothing's gained
And nothing's lost
at such a cost

Chorus

3 There's no time to lose I heard her say
Cash your dreams before they slip away
Dying all the time
lose your dreams and you
will lose your mind
Ain't life unkind

Chorus 2x

Ending Em Em/D C D G



Melodie

She would ne- ver say where she came from

Klavier

Bass

Em Em/D C D G

TAB 4/4

5

Yes- ter- day don't mat- ter if it's gone

Klavier

Bass

Em Em/D C G D

TAB 4/4

9

While the sun is bright or in the dark-est night no- one knows

Flöte

Klavier

Bass

Em A D Em A D

TAB 4/4

13

Flöte

she comes and goes.

G D

TAB

17

Good bye Ru- by Tues- day who could hang a name on you

G D G G D G

TAB

21

when you change with ev- ry new day still I'm gon- na miss you

G D F C D G D

TAB

nach Str.3 rep.

25

Em Flöte Em/D C D G

Barbara Ann

Beach Boys

Tempo 160 Orig. F#-Dur
60's Rock & Roll

E

7th

Git1

8

Teil A

TAB

4

4

0 2 2 4 2 2 2 4 2 0 2 2 4 2 0

7

2 4 2 7

2 4 2 7

2 4 2 7

2 4 2 7

E

7th

3

Teil B

TAB

4

4

0 2 2 4 2 2 2 4 2 0 2 2 4 2 0 2 2 4 2 0

7

2 4 2 7

2 4 2 7

2 4 2 7

2 4 2 7

Git2

4

4

Organ

4

4

Teil A: Takt 1-5 so

TAB

4

4

0

A

5th

7

Teil A

TAB

4

4

0 2 2 4 2 2 2 4 2 0 2 2 4 2 0

7

2 4 2 7

2 4 2 7

2 4 2 7

2 4 2 7

E

7th

Teil B erst ab Takt 7 Walkingbass

TAB

4

4

0 4 2 4

0 4 2 4

2 4 2 4

2 4 2 4

0 4 2 4

2 4 2 4

H

7th

11

TAB

4

4

0 2 2 4 2 2 2 4 2 0 2 2 4 2 0

7

2 4 2 7

2 4 2 7

2 4 2 7

2 4 2 7

A

5th

TAB

4

4

0 2 2 4 2 2 2 4 2 0 2 2 4 2 0

7

2 4 2 7

2 4 2 7

2 4 2 7

2 4 2 7

E

7th

TAB

4

4

0 2 2 4 2 2 2 4 2 0 2 2 4 2 0

7

2 4 2 7

2 4 2 7

2 4 2 7

2 4 2 7

2. Strophe (B-Teil): Tried Peggy Sue, tried Betty Lou, tried Mary Lou, but I knew it wouldn't do, oh Barbar Ann ...

Teil A

1 $\text{♩} = 145$
N.C.

Sopran
Alt
Tenor
Bass

A Ba-ba-ba Ba-
bar Ann ...

(frech) 5 E
Bar- bar Ann

Teil B

E 17

Went to a dance look- ing for ro- mance saw Bar- bar Ann so i
thought I'd take a chance oh Bar- bar-

9 E

A

Ann
take my ha- nd
you got me

21 E

A

Ann
take my ha- nd
you got me

13 E

H

ro- ckin' and a rol- lin' ro-
ckin' and a ree- lin' Bar- bar Ann
Ba-ba-ba Ba- bar Ann

25 E

H

ro- ckin' and a rol- lin' ro-
ckin' and a ree- lin' Bar- bar- Ann

- 1.** **A** **Amaj7** **Dsus2** **A**
 _ I've been awake for a | while now. | _ You've got me feelin' like a | child now. |
A **Amaj7** **Dsus2** **A**
 _ 'Cause ev'ry time I see your | bubbly face, | _ I get the tinglies in a | silly place.

R: **A** **Amaj7** **Dsus2**
 _ It starts in my | toes and I crinkle my | nose. Wherever it | goes, I always |
A **Amaj7**
 know that you make me | smile. Please stay for a | while now. Just take your |
Dsus2 **A**
 time wherever you | go. _ |

- 2.** **A** **Amaj7** **Dsus2** **A**
 _ The rain is fallin' on my | window-pane, | _ but we are hidin' in a | safer place. |
A **Amaj7** **Dsus2** **A**
 _ Under cover, stayin' | dry and warm, | _ you give me feelings that | I adore.

R:

Bridge **Amaj7** **D²** **Esus4**
 _ But | what am I gonna | say | _ | _ when | you make me feel this |
Bm7 **Asus2/C#** **D**
 way? _ | _ I just . . . | _ Mm. | _

R:

A **Amaj7** **Dsus2** **A**
 _ | _ Do, do, do, do, do, do, do, | do, do, do, do, do, do, do, | do, do, do. |
A **Amaj7** **Dsus2** **A**
 _ Bum, ba, do, do, | do, do, do, do, do, do, do, do, | do. Mm, | mm. _ |

- 3.** **A** **Amaj7** **Dsus2** **A**
 _ I've been asleep for a | while now. | _ You tucked me in just like a | child now. |
A **Amaj7** **Dsus2**
 _ 'Cause ev'ry time you hold me | in your arms, | _ I'm comfortable enough to |
A
 feel your warmth.

R: **A** **Amaj7**
 _ It starts in my | soul and I lose all con- | trol. When you kiss my |
Dsus2 **A**
 nose the feeling | shows 'cause you make me | smile. Baby, just take your |
Amaj7 **Dsus2** **A**
 time now, holding me | tight. _ | _

Outro **A** **Amaj7** **Dsus2** **A**
 _ Wher- | ever, wher- | ever, wher- | ever, you | go. Wher- |
A **Amaj7** **Dsus2** **A**
 ever, wher- | ever, wher- | ever, you | go. |

Original

Colbie Caillat

Basic Strumming

4/4

a m i p F a m i p F a m i

↑ ↓ ⊗ ↑ ↓ ⊗ ↑

Zähle: 1 e + e 2 + 3 + 4 +

Akkorde Strumming

A **Amaj7** **Dsus2** **D** **Esus4** **Bm7** **Asus2/C#**

Special

Das Intro bzw. die Original-Gitarrenbegleitung der Strophe von „Bubbly“:

Auf der originalen CD-Aufnahme hat Colbie Caillat ihre Gitarre in Open D gestimmt: D - A - d - fis - a - d' und spielt mit Capo am 7. Bund.

CAPO VII

Open D-Tuning:

T	0	0	0	0	0	0	0
A	4	4	3	3	0	0	0
B	5	5	4	4	2	2	5

A (H) **A^{maj7}** (M) **D^{add9}** (T) **A** (H)

Mit diesen 3 einfachen Griffen kannst du das ganze Lied begleiten! Wenn die Gitarre gut gestimmt ist (mit Cabo nochmals nachstimmen), klingen die Akkorde hervorragend. Weil es Griffe sind, die ein Gitarrist nicht unbedingt kennt, geht es vielleicht besser mit diesen Symbolen:

- (H) Symbol für „hoch“ (kurze schwingende Saiten)
- (M) Symbol für „mittel“ (mittellang schwingende Saiten)
- (T) Symbol für „tief“ (lange schwingende Saiten)

Ⓜ Ⓣ Ⓡ Gitarrengriffe mit Cabo VII
„Open-D“ siehe Seite 9

Colbie Caillat

Bubbly

Basic Picking

p i m p a m i p

Words & Music: Colbie Caillat & Jason Reeves



A **Vers**

Ⓜ **A**

Ⓜ **A^{maj7}**

Ⓡ **D^{dadd9}**

Asus2/G#

Dadd9/F#

1. I've been a - wake for a while now. You've got me feel - in' like a

Ⓜ **A** usw.

A

Asus2/G#

child_ now. Cause ev - 'ry time I see your bub - bly face, _____

Dadd9/F#

A

Refrain

I get the tin - gles in a sil - ly place. It starts in my toes

Asus2/G#

Dadd9/F#

— and I crin - kle my nose. — Wher - ev - er it goes, _____ I al - ways_ know

A

Asus2/G#

— that you make me smile. Please stay for a while now. Just take your time

Dadd9/F#

A

Ⓜ **A**

Ⓜ **A^{maj7}**

E³/C#

Bridge

_____ wher - ev - er you go. _____ But

A **Asus2/G#** **Dadd9/F#** **Amaj7** **D** **Esus4** **Bm7** **Asus2/C#** **A/E**

A^{maj7} [Ⓜ]
E³/C#

Dadd9 [Ⓣ]
D

A^{maj7} [Ⓜ]
C#m/E⁵

18

 what am I gon - na say _____ when

Dadd9 [Ⓣ]
D³/H

A^{maj7} [Ⓜ]
E³/C#

22

 you make me feel _____ this way? _____ I _____ just... _____

Dadd9 [Ⓣ]
D

Refrain

A

25

 _____ Mm. _____ And it starts in my toes, _____ makes me crin - kle my nose.

Asus2/G#

Dadd9/F#

A

28

 _____ Wher - ev - er it goes _____ I al - ways know _____ that you make me smile.

Asus2/G#

Dadd9/F#

31

 _____ Please stay for a while _____ now. Just take your time _____ wher - ev - er you go.

A

Outro

Asus2/G#

Dadd9/F#

A

34

 _____ Wher - ev - er _____ wher - ev _____ er, _____ wher - ev - er _____ you go. _____ Wher -

A

Asus2/G#

Dadd9/F#

A

39

 ev - er, _____ wher - ev - er, _____ wher - ev - er _____ you go. _____

Don't Know Why

Nora Jones

Tempo 90 Orig. Bb-Dur
Piano Styles

Intro: **Gmaj7 G7 Cmaj7 B7 Em7 A7 C/D G**
 _____ | _____ | _____ | _____

1. **Gmaj7 G7 Cmaj7 B7 Em7 A7 C/D G**
 I | _ waited till I | saw the sun, ___ | _ I don't know why I | didn't come. ___
Gmaj7 G7 Cmaj7 B7 Em7 A7 C/D G
 I | left you by the | house of fun. ___ | _ I don't know why I | didn't come. ___ |
Em7 A7 C/D G
 _ don't know why I | didn't come. _ |

2. **Gmaj7 G7 Cmaj7 B7 Em7 A7 C/D G**
 _ When I saw the | break of day, ___ | _ I wished that I could | fly away. ___ |
Gmaj7 G7 Cmaj7 B7 Em7 A7 C/D G
 _ 'Stead of kneeling | in the sand, ___ | catching teardrops | in my hand. ___

Bridge: **Em7 A7 D7**
 _ My | heart is | drenched in | wine, _ | _ but |
Em7 A7 D7
 you'll be | on my | mind for- | ever. _ |

3. **Gmaj7 G7 Cmaj7 B7 Em7 A7 C/D G**
 _ Out across the | endless sea, ___ | _ I will die in | ecstasy. ___ |
Gmaj7 G7 Cmaj7 B7 Em7 A7 C/D G
 _ But I'll be a | bag of bones, ___ | _ driving down the | road alone. ___

Bridge:

4. **Gmaj7 G7 Cmaj7 B7 Em7 A7 C/D G**
 _ Something has to | make you run, ___ | _ I don't know why I | didn't come. ___ |
Gmaj7 G7 Cmaj7 B7 Em7 A7 C/D G
 _ feel as empty | as a drum. ___ | _ I don't know why I | didn't come. ___ |

Outro: **Em7 A7 C/D G**
 _ don't know why I | didn't come. ___ |
Em7 A7 C/D G
 _ don't know why I | didn't come. ___ |

Original

Norah Jones

Basic Strumming

Akkordwechsel auf 2+!

4/4

↑ ↓ ⊗ ⊗

a m p F a m p F

Zähle: 1 + 2 + 3 + 4 +

Akkorde Strumming

Gmaj7 G7 Cmaj7 B7 Em7 A7 C/D G D7

Special

Die Akkordfolge von „Don't know why“: Verwendet man folgende Voicings, erhält man in der Oberstimme der Akkorde eine chromatisch absteigende Melodielinie aus Akkordtönen (immer Terz oder Septime), die zudem nie einen Gesangston verdoppelt.

Gmaj7 G7 Cmaj7 B7 Em7 A7 C/D G

Diese chromatische Linie umspielt auch der Gitarrist in seinem Intro:

Gmaj7 G7 Cmaj7 B7 Em7 A7 C/D G

michaellanger.at
patriciamoreno.at

Norah Jones
Don't Know Why

Basic Picking



ORIGINAL: Bb-Dur, Capo III. Bund

Words & Music: Jesse Harris

Vers

Gmaj7 G7 Cmaj7 B7 Em7 A7 C/D G

1. I

Gmaj7 G7 Cmaj7 B7 Em7 A7

5
— wait-ed till — I saw — the sun, — I don't know why — I did -

C/D G Gmaj7 G7 Cmaj7 B7

8
n't come. I — left you by — the house — of fun.

Em7 A7 C/D G Em7 A7

11
I don't know why — I did - n't come, — I — don't know why — I did-n't

C/D G Gmaj7 G7 Cmaj7 B7

14
come. 2. When I saw — the break — of day, —

Em7 A7 C/D G Gmaj7 G7

17
I wished that I — could fly — a - way. — 'Stead of kneel - ing in

Gmaj7 **G7** **Cmaj7** **B7** **Em7** **A7** **C/D** **G** **D7** 3fr.

20 **Cmaj7** **B7** **Em7** **A7** **C/D** **G** Bridge

the sand, — catch-ing tear - drops in my — hand. — My

23 **Em7** **A7** **D7**

heart — is drenched — in — wine, — but

27 **Em7** **A7** **D7** 1.

you'll — be on — my — mind for — ev - er. —

31 **D7** **G** 2.

— for — ev - - er. —

Eternal Flame

The Bangles Tempo 83 Orig. G-Dur
(Atomic Kitten) 8Beat Pop

was

Songs

Musik
Unterrichtsmaterial
ba

1. **G Em C D G Em**
_ Close your eyes, _ | give me your hand, darling, | _ do you feel my heart |
C D Em B7 Em A7
beating? Do you under- | stand? Do you feel the | same _ or am I only |
D Bm7 Am7
dreaming? _ | Is this burning _ | an eternal flame? |

2. **G Em C D G Em**
_ I believe it's | meant to be, darling, | _ I watch you when you are |
C D Em B7 Em A7
sleeping, you belong with | me. Do you feel the | same _ or am I only |
D Bm7 Am7 D
dreaming? _ | Is this burning _ | an eternal | flame?

R: **D Dm G D**
_ Say my name, _ | sun shines through the rain, a whole |
F G C G/B Am7 Am7/G
life _ so lonely, and | come and ease the pain. _____ |
D Bm7 Am/C C/D
_ I don't wanna lose this | feeling. _ | Oh. _ |

Solo: **G Am7 G Am7 G Am7 G Am7**
_ _____ | _ Oh, oh. | _ _ Call my | name. Call my name. _ |

R: **D Dm G D**
_ Say my name, _ | sun shines through the rain, a whole |
F G C G/B Am7 Am7/G
life _ so lonely, and | come and ease the pain. _____ |
D Bm7 Am/C C/D
_ I don't wanna lose this | feeling. _ | Oh. _ |

1. **G Em C D G Em**
||: _ Close your eyes, _ | give me your hand, darling, | _ do you feel my heart |
C D Em B7 Em A7
beating? Do you under- | stand? Do you feel the | same _ or am I only |
D Bm7 Am7
dreaming? _ | Is this burning _ | an eternal flame? :|| repeat and fade

Original

The Bangles, Coverversion von Atomic Kitten

Basic Strumming

4/4

a m p F a m a m p F a m

↑ ↓ ⊗ ↑ ↑ ↓ ⊗ ↑

Zähle: 1 + 2 + 3 + 4 +

Akkorde Strumming

G Em C D B7 A7 Bm7 Am7 Dm F

G/B Am/C C/D

Special

Solo: Hier ein Gitarrenarrangement des Licks von der Atomic Kitten-Aufnahme, kann als Zwischenspiel (Solo) verwendet werden:

G Am7 G Am7

TAB

michaellanger.at
patriciamoreno.at



The Bangles / Atomic Kitten

Eternal Flame



Words & Music: B. Steinberg, T. Kelly & S. Hoff

Vers

G Em7 C5 D G Em7

1. Close your eyes, — give me your hand, — dar - ling, — do you feel my heart beat -

C5 D Em B7 Em A7

- ing? Do you un - der - stand? Do you feel the same — or am I on - ly

D Bm7 Am7

dream - ing? Is this burn - ing an e - ter - nal flame?

G Em7 C5 D G Em7

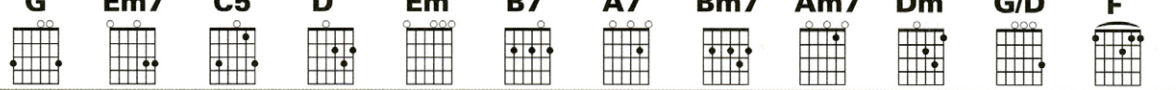

2. I be - lieve it's meant to — be, — dar - ling, I watch you when you are sleep -

C5 D Em B7 Em A7

- ing, you be - long with me. — Do you feel the same — or am I on - ly

D Bm7 Am7

dream - ing? Is this burn - ing an e - ter - nal flame?

G **Em7** **C5** **D** **Em** **B7** **A7** **Bm7** **Am7** **Dm** **G/D** **F**

C **G/B** **Am7/G** **Am/C** **C/D**


Refrain

19 **D** **Dm** **G/D** **D**



— Say my name, sun shines through the rain, a whole

21 **F** **G** **C** **G/B** **Am7** **Am7/G**



life so lone - ly, and come and ease the pain.


Solo

23 **D** **Bm7** **Am/C** **C/D** **G** **Am7**



I don't wan - na lose this feel - ing. Oh.

27 **G** **Am7** **G** **Am7** **G** **Am7** **G**



Oh, oh.

Original

Uncle Cracker

Basic Strumming

4/4

a m i p F a m a m p F a m

↑ ↓ ⊗ ↑ ↑ ↓ ⊗ ↑

Zähle: 1 + 2 + 3 + 4 +

Akkorde Strumming

E A B E/G# F#m F#7

Special

Das Gitarren-Intro von „Follow Me“: Wird im Original ohne Begleitung gespielt.

E E/Gis A E E/Gis A B

michaellanger.at
patriciamoreno.at



Uncle Cracker

Follow Me

Basic Picking



ORIGINAL: F-Dur, Capo I. Bund

Words & Music:
Matthew Shafer & Michael Bradford

Vers



1. You don't know how you met me, you don't know why you can't



turn a-round and say good-bye. All you know is when I'm with you I



make you free and swim through your veins like a fish in the sea. I'm sing-in'

Refrain



Fol-low me, ever-y-thing is all-right.



I'll be the one to tuck you in at night and if you



want to leave I can guar-an-tee you won't find no-bo-dy else

Vers



like me. 2. I'm not wor-ried 'bout the ring you wear 'cuz as long



Daumen-Klick! Akkordwechsel auf die Zählzeit 2+ & 4 +

27 **E A B E**

— as no one knows than no - bo - dy can care. — You're feel - in' guil - ty and

30 **A E A B E**

I'm well a - ware but you — don't look a - shamed and, ba - by, I'm not — scared. I'm sing - in'

33 **Refrain E/G# A B E/G#**

Fol - low me, — ever - y - thing is all - right. I'll be the one to tuck you

36 **A B E E/G# A B**

in at — night and if you want to leave — I can guar - an - tee — you won't

39 **E A B E Bridge F#m**

find no - bo - dy else — like — me. — Won't give you mo - ney, I can't

42 **B E**

give you the sky. — You're bet - ter off if you don't — ask — why. —

45 **F#m F#7 B**

I'm not the rea - son that you go a - stray — and we'll be all - right if you don't

48 **E E/G# A B E**

ask me to stay. — Oh. —

L7 Day Tripper

Beatles

Tempo 140 Orig. E-Dur
Rock

E7 g-Riff

1 INTRO: 1.x Git 2.x Bass 3./4.x Schellenkranz 5.x Drum

1. Got a good rea- son
2. She's a big tea- ser
3. Tried to please her

4

A7

for tak- ing the ea- sy way out Got a good rea- son
She took me half the way there She's a big tea- ser
She on- ly played one night stands Tried to please her

8

E7

for tak- ing the ea- sy way out now She was a
She took me half the way there now She was a
She on- ly played one night stands now She was a

11

F#

Day Trip- per One way tick- et Yeh It took me
Day Trip- per One way tick- tick- et Yeh
Day Trip- per Sun- day driv- er Yeh

15

A

A#

C#

H

D.C. INTRO 4/5
2. Str.

so long to find out and I found out nach 3. Str.
ganzes INTRO
dann ENDING

19

H7 g-Riff: Bund VII

21 Chor Aahs

Git. Solo (Video >Cover, Karaoke)

3x

h (1. Ton von H-Dur), nach jedem Takt auf 2 einen Ton höher: cis (2. Ton), dis (3. Ton) ... 1.5 Oktaven bis fis (ohne Leitton a statt ais) b simile

23

D.C. INTRO 4/5
3. Str.

27

Repeat and fade

Day Trip- per Day Trip- per Yeh

Gitarrenriff: „Day Tripper“

E7

TAB 4/4

A7

TAB

F# A A' C# H

5 H7

TAB

7 Git. Solo

TAB

10

11

TAB

Don't Tell Me

Amy MacDonald Tempo 146 Orig. D-Moll
Rock

INTRO: Dm⁵⁴⁷/G, Am⁸⁷, Dm⁵⁴³/Bb, C³ (strings)

STROPHE instrumental:

Dm⁵ Bb⁸/D C⁵ F³ Dm⁵ Bb⁸ C⁵/A F⁸

S1 Dm Bb/D
Tell me why this world is a mess
C F
I thought you always tried your best
Dm Bb
Tell me what I'm ought to do
C/A F
Maybe you should do it too

S2 Dm^{321 321 32 simile} Bb/D
Tell me why they're sleeping alone
C F
No house nowhere to call a home
Dm Bb
Tell me what I'm meant to see
C/A F
Won't you stop preaching at me

Ch Dm Bb/D F C/A
And I wanna see what it's all about
Dm Bb F C/A
And I wanna live, wanna give something back
Dm Bb/D
Don't tell me that it's over
F C/A
It's only just begun
Dm Bb
Don't tell me that it's over
F C/A
Or that this song is sung
Dm
The song is sung

S3 Dm Bb/D
All the money in the world
C F
Would never slit all the wrongs to right
Dm Bb/D
All the fire in the world
C/A F
Would never set my heart alive

S4 Dm^{321 321 32 simile} Bb/D
I dream of a day when it's all gone away
C/A F
And the sun is shining bright
Dm Bb/D
I dream of a day when it's all gone away
C/A F
But dreams are for night

Ch And I wanna see ...
Dm Bb F C/A
Don't tell me that
Dm Bb/D F C/A
It's over please I'm on my knees I'm beggin you to stop
Dm Bb/D F C/A
It's over please I'm on my knees I'm beggin you to stop

Ch Dm^{7/9}
And I wanna see ... The song is sung

Interlude Dm⁸⁵ F⁵²³¹/Bb Am⁵ F⁸⁵³ Dm⁹⁸⁴ Bb⁵⁸⁷ Am⁷⁵³ F³



Intro 1

Musical notation for Intro 1, featuring a piano accompaniment with a treble and bass clef.

Intro 2 (Str.)

Musical notation for Intro 2 (Str.) with guitar chords: Dm, B^b/D, C, F, Dm, B^b, C/A, F.

5 Alternativ Intro v. André Fuckert > Video: Cover-Karaoke

Musical notation for the alternative intro, marked with a '5' and a repeat sign.

9 Strophe 1 (Bei Repetition kl. Noten spielen)

Musical notation for the first verse, marked with a '9' and a repeat sign.

13 Str. 2 dazu

Musical notation for the second verse, marked with a '13' and a repeat sign.

17

Musical notation for measure 17, ending with 'etc'.

21

Musical notation for measure 21, featuring a long melodic line with a repeat sign.

Interlude: String

Musical notation for the string interlude, marked with a '25' and guitar chords: Dm, F/B^b, Am, F, Dm, B^b, Am, F.

Strophe

Musical notation for the verse, marked with a '33' and guitar chords: Dm, B^b/D, C, F, Dm, B^b, C/A, F. Includes guitar tablature below.

Chorus

Musical notation for the chorus, marked with a '41' and guitar chords: Dm, B^b/D, F, C/A, 45Dm, B^b, F, C/A, 49 Dm. Includes guitar tablature below.

I Don't Know How To Love Him

Jesus Christ Superstar
Andrew Lloyd Webber

Tempo 74 Orig. D-Dur
Musical

1. I don't know how to love him what to do how to move him I've been
 2. I don't know how to take this I don't see why he moves me He's a
 3. Don't you think it's rather fun-ny I should be in this po-si-tion I'm the
 4. Yet if he said he loved me I'd be lost I'd be fright-ened I could- n't

TAB 4/4 3 7 3 3 1 . 3 3 1 . 3 3 1 3 3 5

changed yes real- ly changed In these past few days when I've seen my- self I
 man He's just a man And I've had so many men be- fore in
 one who's al- ways been So calm so cool no lov- ver's fool
 cope just could- n't cope I'd turn my head I'dback a- way I

TAB 2 . 2 5 3 2 3 3 . 3 0 . 0 0 . 2 . 2 0 . 0

9 F C/E Dm C 1. G4 G 11. G4 G F C/E Dm7 C

seem like some- one else ways show He's just one more >Chorus
 ver- y man- y else He scares me so >Chorus
 Run- ning ev- 'ry to ⊕ >Ending

TAB 3 2 0 3 3 . 3 5 3 3 3 2 0 3 7 3 3 3

Chorus
13

F E7 Am Am/G F

Should I bring him down should I scream and shout Should I speak of love let my feelings out?

TAB

17

C B \flat F C F C/E Dm G4 G

I nev-er thought I'd come to this what's it's all a- bout? *DC. (>3./4. Strophe)*

TAB

Ending
22

G4 G F C/E Dm7 C F/C F C/E Dm7 C C/F F C/E Dm7 C

know He scares me so I want him so I love him so

TAB